

Livestock Report: Beef Chart

12th April 2017

- South Africa's beef imports between 2010-2016 totalled 140 510 tons. After peaking to 25 148 tons in 2012, beef imports declined by an average 13% per year to 16 524 tons in 2015, before increasing 9% to 17 970 tons in 2016. (**Chart 2**).
- Meanwhile, cumulative import value of beef totalled R4.1 billion between 2010-2016. In 2016, imports amounted to R582 million, up 20% from R482 million in 2015 (**Chart 1**).
- Major import sources are Namibia and Botswana, both of whom account for 76% of SA's beef imports over the period 2010-2016. Australia accounts for 12%, Uruguay (6%), New Zealand (3%) and EU (2%). (**Chart 2 and Chart 4**).
- Of SA's total beef imports, 56% is boneless beef, carcasses and half carcasses (8%), other bone-in cuts (15%), and other forms of cuts (21%). Various types of fore quarter cuts are less than 1% of total beef imports. (**Chart 3**).

Chart 1: RSA Annual Beef Imports, by cuts (tons, 2010 - 2016)

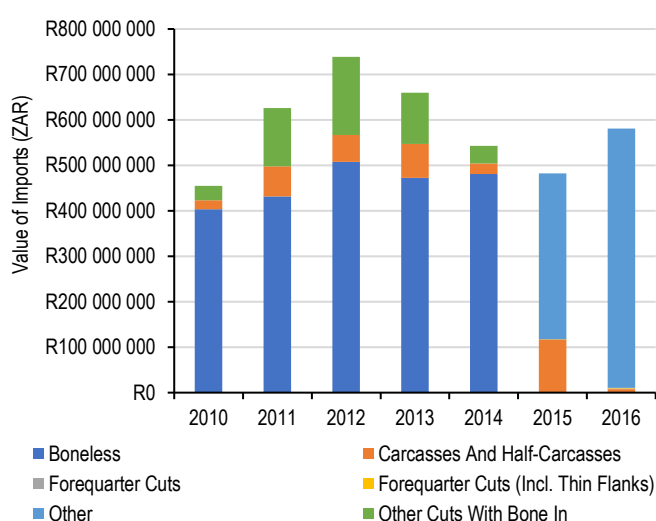


Chart 2: RSA Annual Beef Imports, by source (tons, 2010 - 2016)

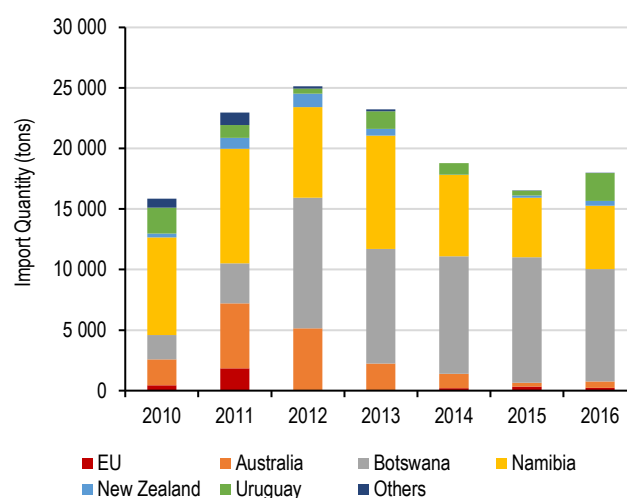


Chart 3: Composition of Beef Imports by Cuts (2010 – 2016)

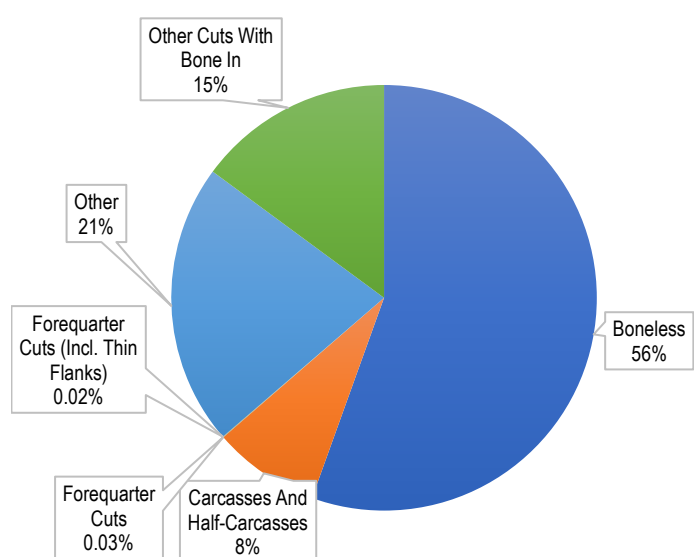
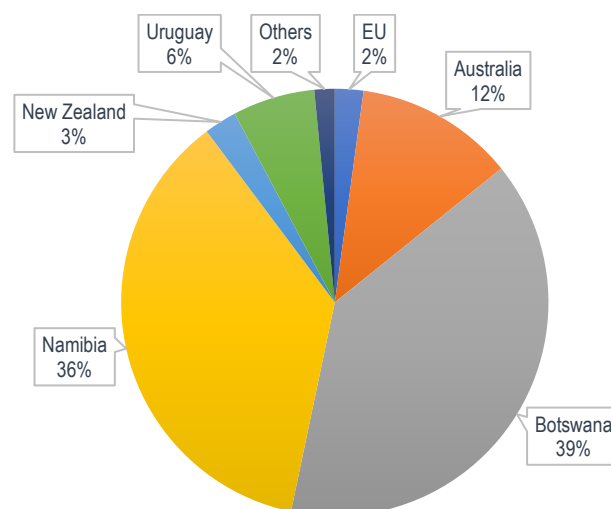


Chart 4: Composition of Beef Imports by Source (2010 – 2016)



Source: SARS, Agbiz Research **Beef import figures exclude live cattle imports

Contact: Tinashe Kapuya (tinashe@agbiz.co.za) and Wandile Sihlobo (wandile@agbiz.co.za)

@TinasheKapuya @WandileSihlobo @AgriChamber